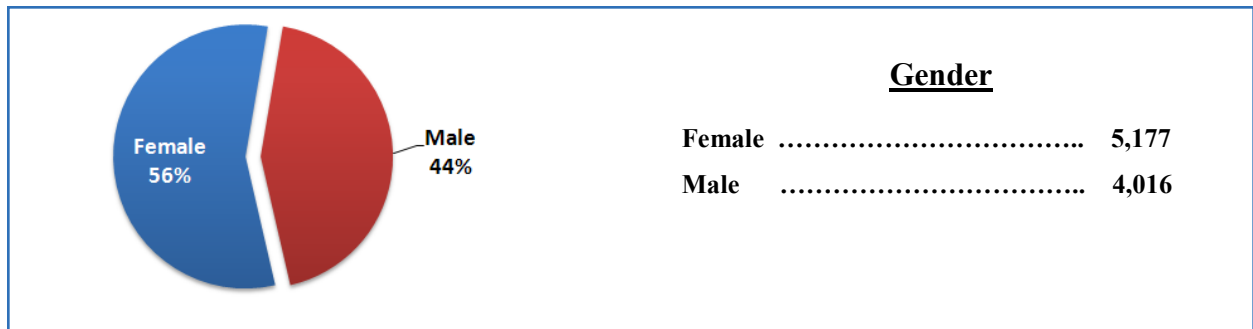
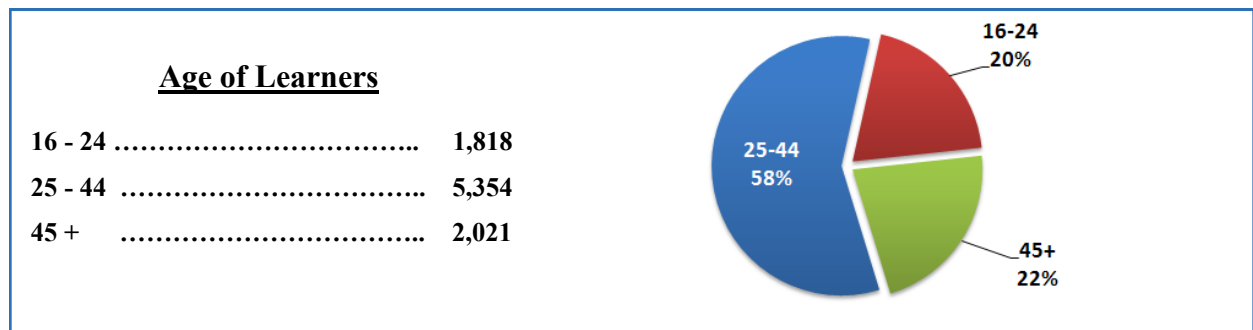
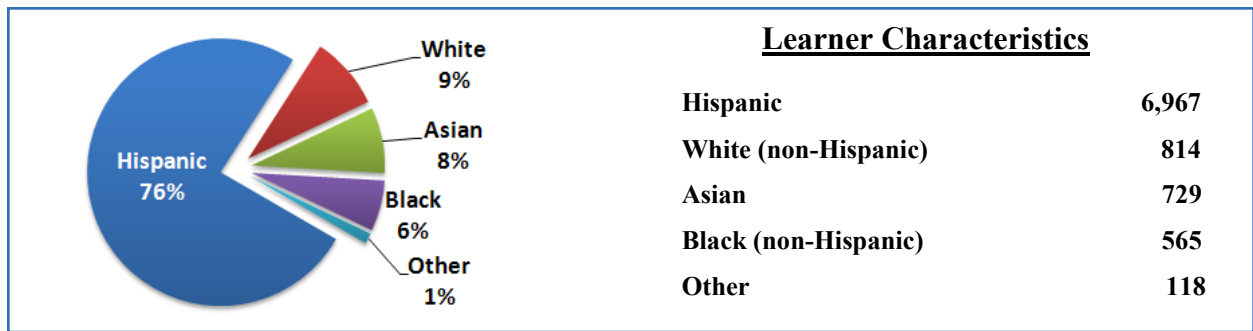
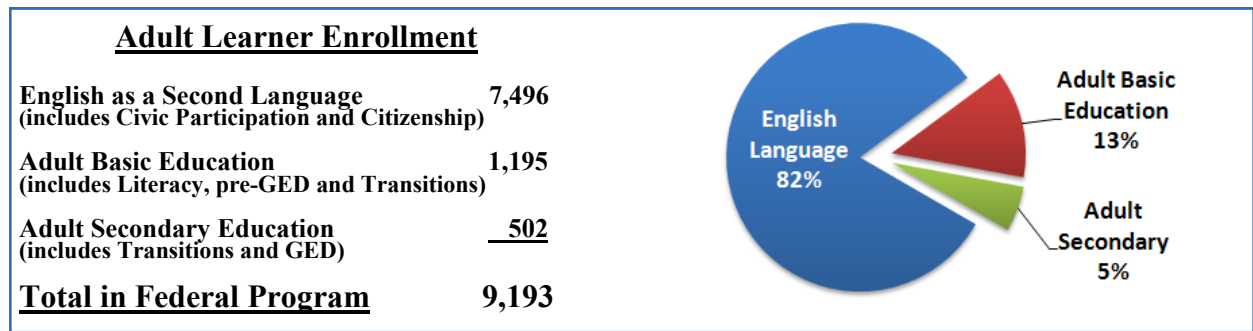


Workforce Investment Act, Title II, Adult Education and Family Literacy Act

PROGRAM DEMOGRAPHIC FACTS 2009-2010





Adult Basic Education Fact Sheet 2009-2010

Workforce Investment Act, Title II, Adult Education and Family Literacy Act

PERFORMANCE RESULTS 2009-2010

Improving Literacy Skills

64% of adult learners who were pre- and post-tested advanced 2 or more grade level equivalents.

The following shows the percentage of adults enrolled at each literacy level who had both a pre- and a post-test and who acquired the skills necessary to advance two or more grade level equivalents.

Adult Basic Education Beginning Literacy	(0.0-1.9)	69%
Adult Basic Education Beginning Basic	(2.0-3.9)	74%
Adult Basic Education Intermediate Low	(4.0-5.9)	69%
Adult Basic Education Intermediate High	(6.0-8.9)	43%
Adult Secondary Education Low	(9.0-10.9)	44%
Adult Secondary Education High	(11.0-12.9)	68%
English as a Second Language Beginning Literacy		92%
English as a Second Language Low Beginning		91%
English as a Second Language High Beginning		81%
English as a Second Language Intermediate Low		62%
English as a Second Language Intermediate High		63%
English as a Second Language Advanced		34%

Obtaining a GED

70% pass rate for ABE Students who took the GED Test. (327 adults)

Obtaining Employment

54% of adult learners who sought a job found employment. (411 adults)

Retaining or Improving Employment

83% of adult learners who sought to retain their job or improve their employment were successful. (625 adults)