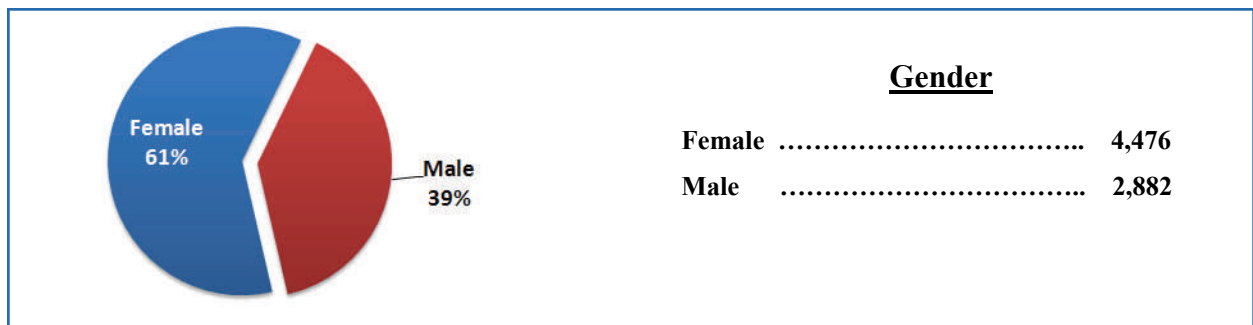
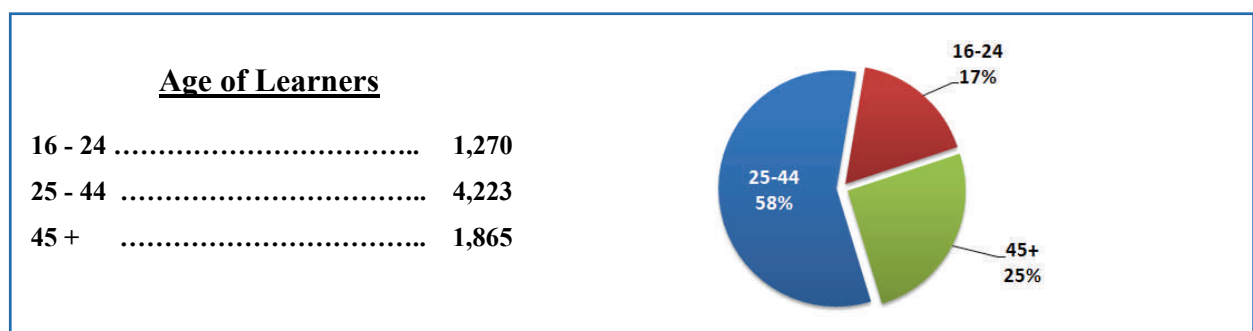
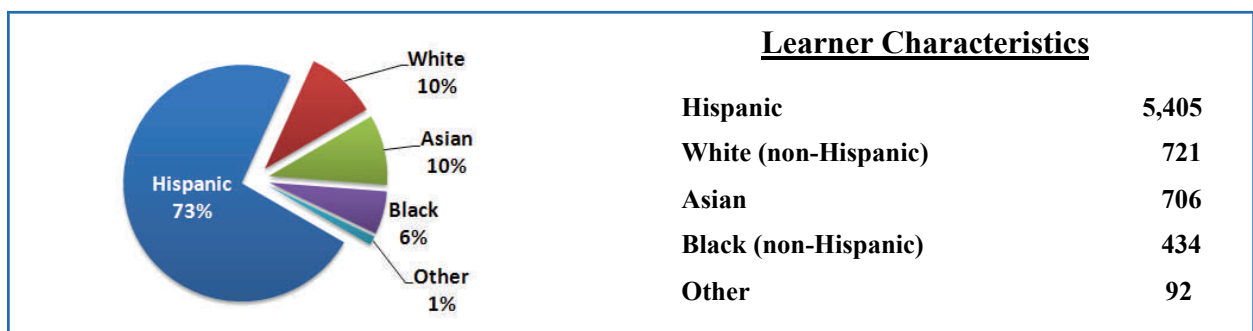
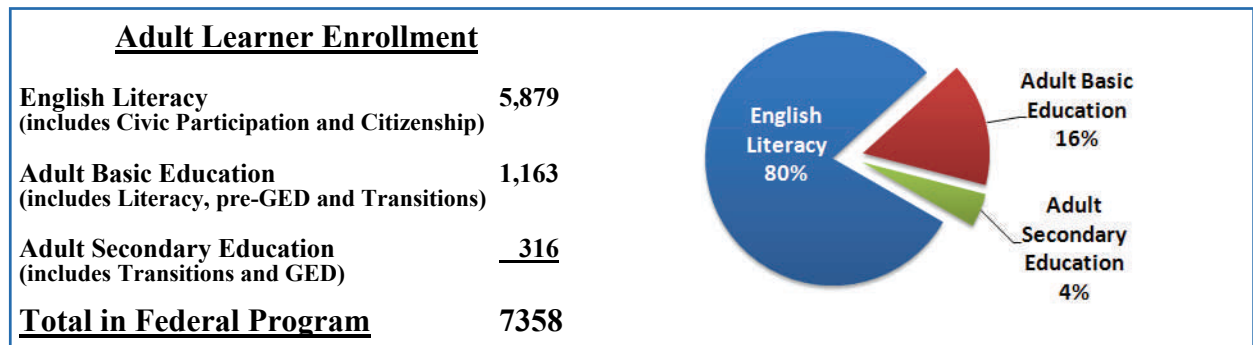


Workforce Investment Act, Title II, Adult Education and Family Literacy Act

PROGRAM DEMOGRAPHIC FACTS 2011-2012





Adult Basic Education Fact Sheet 2011-2012

Workforce Investment Act, Title II, Adult Education and Family Literacy Act

PERFORMANCE RESULTS 2011-2012

Improving Literacy Skills

55% of adult learners who were pre- and post-tested advanced 2 or more grade level equivalents.

The following shows the percentage of adults enrolled at each literacy level who had both a pre- and a post-test and who acquired the skills necessary to advance two or more grade level equivalents.

Adult Basic Education Beginning Literacy	(0.0-1.9 Grade Level Equiv.)	54%
Adult Basic Education Beginning Basic	(2.0-3.9)	50%
Adult Basic Education Intermediate Low	(4.0-5.9)	46%
Adult Basic Education Intermediate High	(6.0-8.9)	30%
Adult Secondary Education Low	(9.0-10.9)	39%
Adult Secondary Education High	(11.0-12.9)	48%
English Literacy Beginning Literacy		92%
English Literacy Low Beginning		90%
English Literacy High Beginning		72%
English Literacy Intermediate Low		54%
English Literacy Intermediate High		55%
English Literacy Advanced		29%

Obtaining a GED

75% pass rate for ABE Students who took the GED Test.

Obtaining Employment

53% of adult learners who sought a job found employment.

Retaining or Improving Employment

76% of adult learners who sought to retain their job or improve their employment were successful.