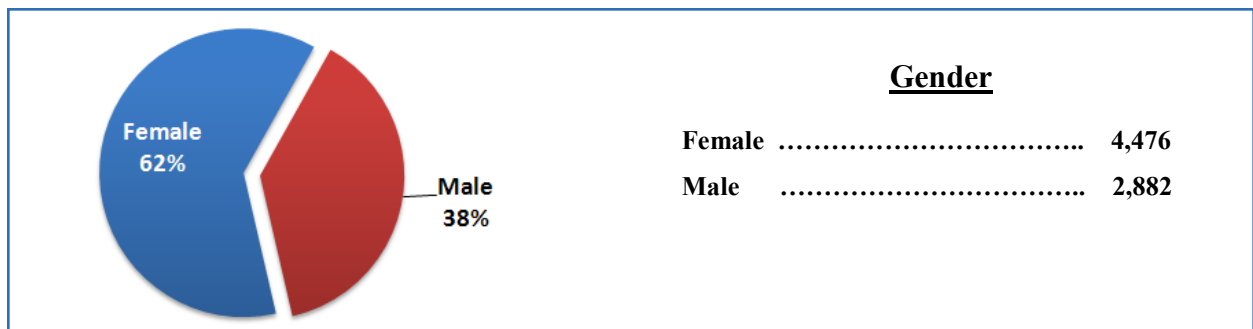


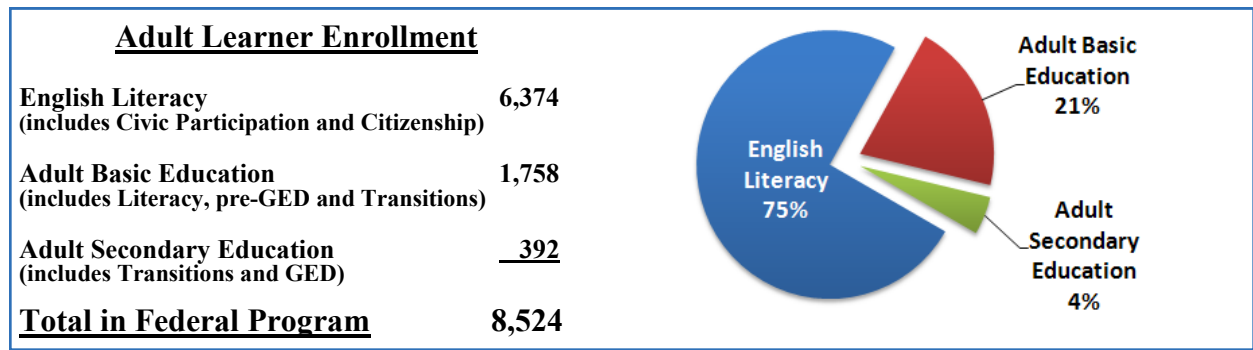


Workforce Investment Act, Title II, Adult Education and Family Literacy Act

PROGRAM DEMOGRAPHIC FACTS 2012-2013





Adult Basic Education Fact Sheet 2012-2013

Workforce Investment Act, Title II, Adult Education and Family Literacy Act

PERFORMANCE RESULTS 2012-2013

Improving Literacy Skills

57% of adult learners who were pre- and post-tested advanced 2 or more grade level equivalents.

The following shows the percentage of adults enrolled at each literacy level who had both a pre- and a post-test and who acquired the skills necessary to advance two or more grade level equivalents.

Adult Basic Education Beginning Literacy	(0.0-1.9 Grade Level Equiv.)	70%
Adult Basic Education Beginning Basic	(2.0-3.9)	64%
Adult Basic Education Intermediate Low	(4.0-5.9)	62%
Adult Basic Education Intermediate High	(6.0-8.9)	42%
Adult Secondary Education Low	(9.0-10.9)	37%
Adult Secondary Education High	(11.0-12.9)	52%
English Literacy Beginning Literacy		88%
English Literacy Low Beginning		89%
English Literacy High Beginning		73%
English Literacy Intermediate Low		56%
English Literacy Intermediate High		54%
English Literacy Advanced		29%

Obtaining a GED

66% pass rate for ABE Students who took the GED Test.

Obtaining Employment

40% of adult learners who sought a job found employment within one quarter of exiting the program.

Retaining or Improving Employment

74% of adult learners who sought to retain or improve their job were still employed three quarters after exiting the program.